



**Electrolux**  
PROFESSIONAL

**Modular Cooking Range Line  
900XP 2-hot plate (4 kW each)  
electric boiling top - Marine**

ITEM # \_\_\_\_\_  
MODEL # \_\_\_\_\_  
NAME # \_\_\_\_\_  
SIS # \_\_\_\_\_  
AIA # \_\_\_\_\_



391180 (E9ECMD2Q05)

2-Hot Plate (4 kW each)  
electric Boiling Top - marine

### Short Form Specification

**Item No.** \_\_\_\_\_

To be installed on open base installations, bridging supports or cantilever systems. Two 4 kW square cast-iron hot plates hermetically sealed to the one-piece top. Exterior panels of unit in stainless steel with Scotch Brite finish. Extra strength work top in heavy duty 2 mm stainless steel. Right-angled side edges to allow flush-fitting junction between units.

### Main Features

- Top configuration allows installation on ambient base only (not possible to install on refrigerated nor freezer base).
- IPX5 water protection.
- The special design of the control knob system guarantees against water infiltration.
- Unit to be mounted on open base cupboards, bridging supports or cantilever systems.
- The two 4kW cast-iron plates are hermtically sealed to the one-piece top. Hot plates with a power of 4kW for each plate.

### Construction

- Model has right-angled side edges to allow flush fitting joints between units, eliminating gaps and possible dirt traps.
- AISI 304 stainless steel worktop, 2mm thick.
- All exterior panels in Stainless Steel with Scotch Brite finishing.
- Unit is 930 mm deep to give a larger working surface area.

**APPROVAL:** \_\_\_\_\_



Experience the Excellence  
[www.electroluxprofessional.com](http://www.electroluxprofessional.com)

### Optional Accessories

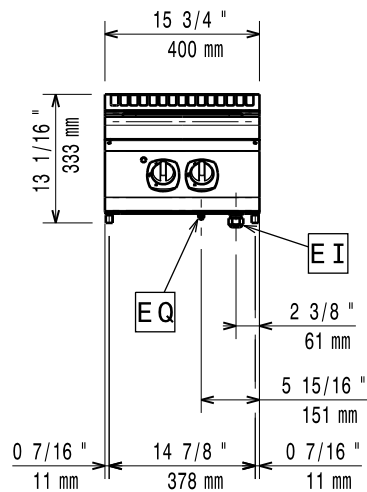
- |  |            |                          |
|--|------------|--------------------------|
| • Pair of cast iron plate bars for electric cooking top              | PNC 206056 | <input type="checkbox"/> |
| • Junction sealing kit   | PNC 206086 | <input type="checkbox"/> |
| • Support for bridge type installation, 800mm                        | PNC 206137 | <input type="checkbox"/> |
| • Support for bridge type installation, 1000mm                       | PNC 206138 | <input type="checkbox"/> |
| • Support for bridge type installation, 1200mm                       | PNC 206139 | <input type="checkbox"/> |
| • Support for bridge type installation, 1400mm                       | PNC 206140 | <input type="checkbox"/> |
| • Support for bridge type installation, 1600mm                       | PNC 206141 | <input type="checkbox"/> |
| • Support for bridge type installation, 400mm                        | PNC 206154 | <input type="checkbox"/> |
| • Water column with swivel arm (water column extension not included) | PNC 206289 | <input type="checkbox"/> |
| • Water column extension for 900 line                                | PNC 206290 | <input type="checkbox"/> |
| • Chimney upstand, 400mm   | PNC 206303 | <input type="checkbox"/> |
| • Back handrail 800 mm   | PNC 206308 | <input type="checkbox"/> |
| • Back handrail 1200 mm  | PNC 206309 | <input type="checkbox"/> |
| • Chimney grid net, 400mm (700XP/900)                                | PNC 206400 | <input type="checkbox"/> |
| • Side handrail-right/left hand (900XP)                              | PNC 216044 | <input type="checkbox"/> |
| • Frontal handrail, 400mm  | PNC 216046 | <input type="checkbox"/> |
| • Frontal handrail, 800mm  | PNC 216047 | <input type="checkbox"/> |
| • Frontal handrail, 1200mm   | PNC 216049 | <input type="checkbox"/> |
| • Frontal handrail, 1600mm   | PNC 216050 | <input type="checkbox"/> |
| • Large handrail - portioning shelf, 400mm                           | PNC 216185 | <input type="checkbox"/> |
| • Large handrail - portioning shelf, 800mm                           | PNC 216186 | <input type="checkbox"/> |
| • 2 side covering panels for top appliances                          | PNC 216278 | <input type="checkbox"/> |
| • Grid support for 40lt pasta cooker round baskets                   | PNC 927219 | <input type="checkbox"/> |



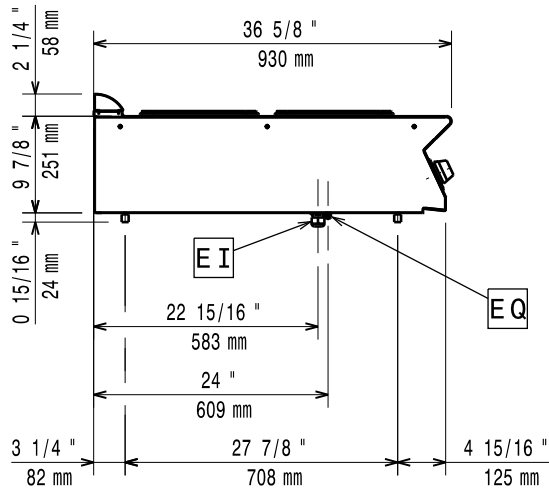
**Electrolux**  
PROFESSIONAL

## Modular Cooking Range Line 900XP 2-hot plate (4 kW each) electric boiling top - Marine

Front

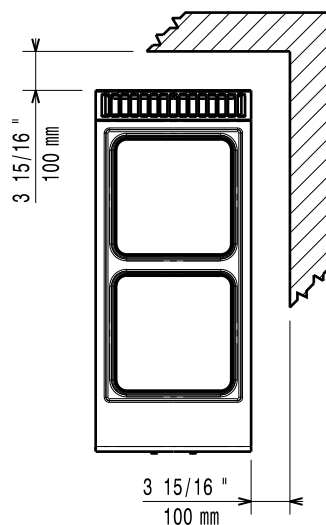


Side



EI = Electrical inlet (power)  
EQ = Equipotential screw

Top



### Electric

Supply voltage: 400 V/3 ph/50/60 Hz  
Electrical power max: 8 kW

### Key Information:

Platen front, vermogen 4 kW  
Platen achter, vermogen 4 kW  
Platen front, afmetingen 300x300 mm  
Platen achter, afmetingen 300x300 mm  
External dimensions, Width: 400 mm  
External dimensions, Depth: 930 mm  
External dimensions, Height: 250 mm  
Net weight: 30 kg  
Certification group: N9CE1  
Waterproof index: IPX5

Modular Cooking Range Line  
900XP 2-hot plate (4 kW each) electric boiling top - Marine

The company reserves the right to make modifications to the products without prior notice. All information correct at time of printing.

2025.04.19

